



JCP CONSTRUCTION PRODUCTS

Plastic Toggles

Data Sheet

Plastic Toggles

A plastic toggle fixing suitable for use in hollow and cavity applications. Accepts a standard wood screw for light duty applications



Part Number	Dimension		NT10	NT12	NT16
Hole Diam		mm	10		
Wall Thickness	t	mm	4-12	15-19	24-28
Minimum Cavity Depth	l	mm	38		
Screw Diameter		mm	4.5		
Screw gauge		no.	8		
Screw length		mm	40	45	55
Rec. Tensile Load		Kn	0.12		

Plus fixture thickness




Loads include a suitable safety factor
Loads may be limited by strength of the base material

Plastic Toggles are suitable for use in most cavity situations such as Hollow Doors, Plasterboard, Hollow Blocks

Typical applications

Coat Hooks, electrical switch boxes, lightweight mirrors, soap dishes

Installation Instructions



- 1 Drill correct diameter hole in base material
- 2 Fold down wings and insert into hole in base material
- 3 Insert screw through fixture in Plastic Toggle
- 4 Tighten screw to clamp fixture to base material

SALES OFFICES

Dartford	01322 277733	Stone	01785 819819
Elland	01422 370121	Swindon	01793 527829
Milton Keynes	01908 330050		



JCP Construction Products, Unit 14 Teddington Business Park, Station Rd, Teddington, Middlesex TW11 4BQ
Tel 020 8943 1800 Fax 020 8943 1140 Web www.jcpfixings.co.uk