

## Product Information

The J-Fix Chisel Pointed Studs are suitable for use with Spin-In Capsules and Injection Resin. They come complete with a setting tool in each box for when used with Spin-In Capsules. There is a depth mark to indicate the embedment depth when used either with Spin-In Capsules or Injection Resin at the standard embedment depth.

The plain ended studs are suitable for use with Injection Resin only


**The data below relates only to the studs and is not an indication of the achievable loads, as this will be determined by the type of resin, concrete strength or other base materials they are used with.**

### GRADE 5.8 STUDS



**M8 to M30**

Zinc plated & clear passivated min 5µm



**M8 to M24**

Hot Dipped Galvanised to EN1461




**M8 to M20**

Zinc plated & clear passivated min 5µm

	TENSILE STRENGTH			SHEAR STRENGTH		
	Characteristic Resistance	Design Resistance	Recommended Resistance	Characteristic Resistance	Design Resistance	Recommended Resistance
	kN	kN	kN	kN	kN	kN
M08	18.0	12.0	8.6	9.0	7.1	5.1
M10	29.0	19.3	13.8	15.0	11.9	8.5
M12	42.0	28.0	20.0	21.0	16.7	12.0
M16	78.0	52.0	37.1	39.0	31.0	22.3
M20	123.0	82.0	58.5	61.0	48.6	34.8
M24	177.0	118.0	84.3	88.0	70.3	50.2
M30	281.0	187.3	133.8	140.0	112.0	80.0


## GRADE 8.8 STUDS



Zinc plated & yellow passivated min 5µm

	TENSILE STRENGTH			SHEAR STRENGTH		
	Characteristic Resistance	Design Resistance	Recommended Resistance	Characteristic Resistance	Design Resistance	Recommended Resistance
	kN	kN	kN	kN	kN	kN
M08	29.0	19.3	13.8	15.0	12.0	8.5
M10	46.0	30.6	21.9	23.0	18.4	13.1
M12	67.0	44.6	31.9	34.0	27.2	19.4
M16	126.0	84.0	60.0	63.0	50.4	36.0
M20	196.0	130.6	93.3	98.0	78.4	56.0
M24	282.0	188.0	134.2	141.0	112.8	80.5
M30	449.0	299.3	213.8	224.0	179.2	128.0

## STAINLESS STEEL STUDS



A4-316 Grade 70

A2-304 Grade 70

	TENSILE STRENGTH			SHEAR STRENGTH		
	Characteristic Resistance	Design Resistance	Recommended Resistance	Characteristic Resistance	Design Resistance	Recommended Resistance
	kN	kN	kN	kN	kN	kN
M08	25.0	13.1	9.4	26.0	16.6	11.8
M10	41.0	21.5	15.4	52.0	33.3	23.8
M12	59.0	31.0	22.1	92.0	58.9	42.0
M16	110.0	57.8	41.3	233.0	149.3	106.6
M20	172.0	90.5	64.6	454.0	291.0	207.8
M24	247.0	130.0	92.8	786.0	503.8	359.8